



BESTMOVE SERIES

STANDING TRANSFER AID

STA 400
STA 450

BESTMOVE™

STA400 | STANDING TRANSFER AID

The BestMove™ STA400 is the perfect blend of form and function for patient transfers. With the new TS30760 Raising belt, users and caregivers will be able to easily transfer the patient from a sitting position to a standing as well as from a standing position to a sitting position.



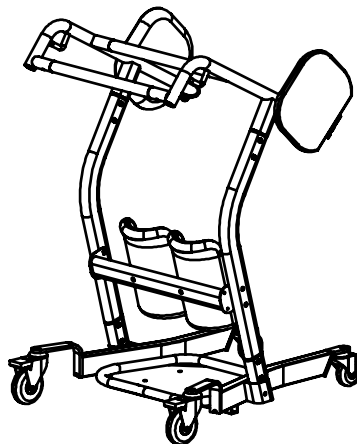
- **400lb** capacity
- Shin brace for secure transports
- First choice for any fall prevention program
- Support strap available



| STA400



CLOSED SWIVEL SEATS



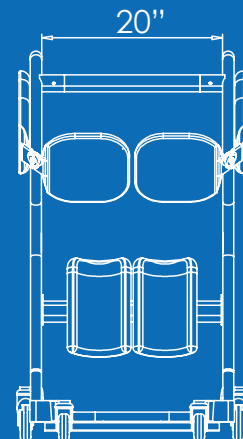
OPEN SWIVEL SEATS

| DIMENSIONS

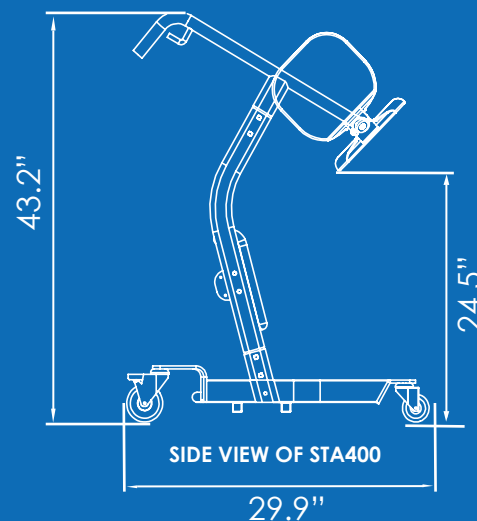
Key dimensions of STA400

maximum capacity	400Lb / 182Kg
overall height	43.2 in
overall base length	29.9 in
overall width	24.5
minimum seat height	26 in
maximum seat height	33.5
front-end base height	3.6
external front-end leg width	16.5
maximum kneepad height	21
horizontal handlebar width	20
net weight	60lb/27kg
shipping weight	73lb/33kg

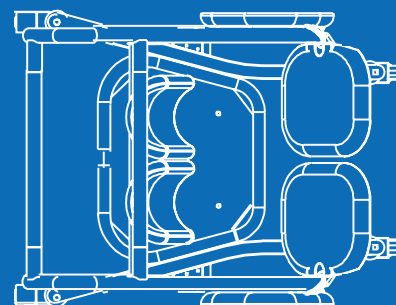
* SPECIFICATIONS PROVIDED ARE A GENERAL GUIDELINE
AND ARE SUBJECT TO CHANGE WITHOUT NOTICE



FRONT VIEW OF STA400



SIDE VIEW OF STA400



TOP VIEW OF STA400



2920 PACIFIC DR., NORCROSS, GA 30071
WWW.BESTCARELLC.COM
678-679-6690

BESTMOVE™

STA450 | STANDING TRANSFER AID

The BestMove™ STA450 is your best choice for fall prevention, while at the same time promoting mobility for the patient. With the new TS30760 Raising belt, users and caregivers will be able to effortlessly transfer the patient from a sitting position to a standing position as well as from a standing position to a sitting position.



- **450lb** capacity
- Dual shin pads for extra support
- TS30760 Raising Belt available
- Legs open to fit around wheelchairs for easier patient transfers

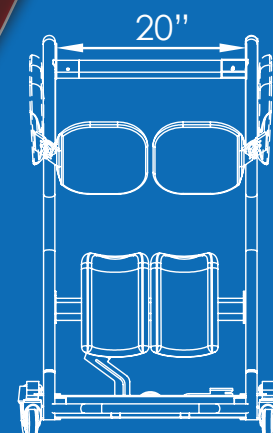
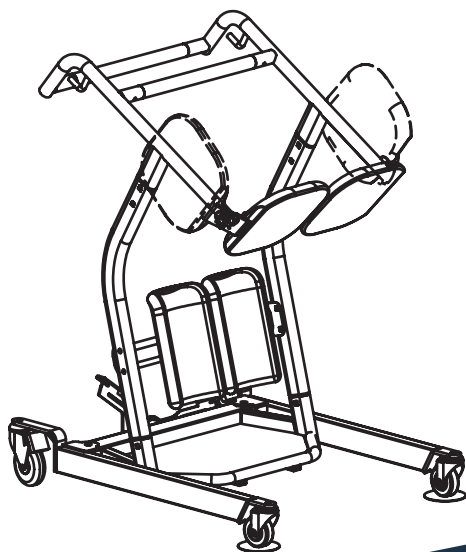


| DIMENSIONS

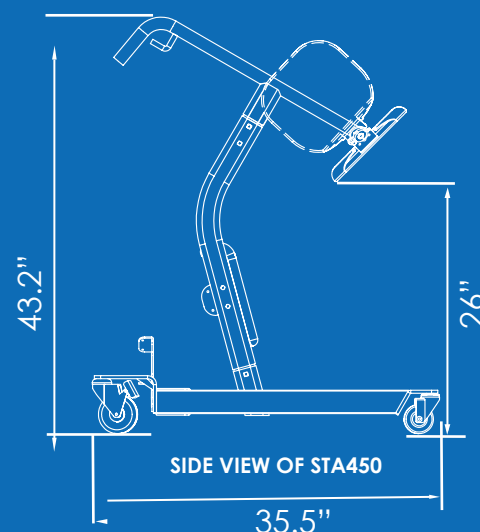
Key dimensions of STA450	
maximum capacity	450Lb / 205Kg
overall height	43.2 in
overall base length	35.5 in
minimum seat height	26 in
maximum seat height	33.5
front-end base height	3.6 in
internal leg width (open)	32 in
external leg width (closed)	27.7 in
maximum kneepad height	21 in
horizontal handlebar width	20 in
net weight	78Lb / 35.2Kg
shipping weight	93Lb / 42Kg

* SPECIFICATIONS PROVIDED ARE A GENERAL GUIDELINE
AND ARE SUBJECT TO CHANGE WITHOUT NOTICE

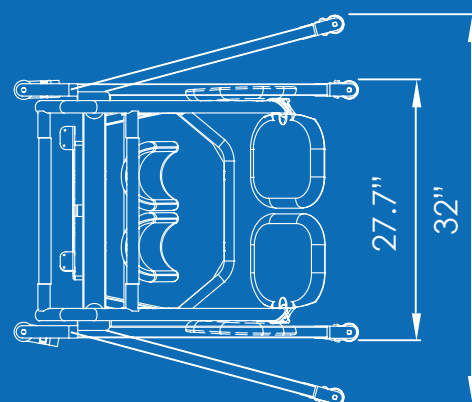
| STA450



FRONT VIEW OF STA450



SIDE VIEW OF STA450



TOP VIEW OF STA450



2920 PACIFIC DR., NORCROSS, GA 30071
WWW.BESTCARELLC.COM
678-679-6690