

Model	Go Go Elite Traveller® ¹
Part Number	SC40E
Weight Capacity	300 lbs.
Maximum Speed ²	Up to 4 mph
Ground Clearance ⁴	1.38" at motor / 0.75" at anti-tips
Turning Radius ⁴	33"
Overall Length ⁴	37"
Overall Width ⁴	19.5"
Seat-to-Ground Height	18.25"-20.25"
Seat-to-Deck Height ³	15.75"-17.25"
Front Tires	2" x 8" solid
Rear Tires	2.5" x 8" solid
Suspension	N/A
Range Per Charge ^{2,3}	Up to 7.3 miles (12 AH) Up to 10.5 miles (18 AH)
Total Weight With Batteries	(12 AH): 95 lbs. (18 AH): 105 lbs.
Total Weight Without Batteries	75.5 lbs.
Heaviest Piece When Disassembled ⁴	29.5 lbs. (front section)
Standard Seating	Type: Foldable, compact, vinyl-covered Weight: 23 lbs. Material: Black vinyl Dimensions: Width: 17" Depth: 17"
Motor Output	24-volt DC motor, sealed mini-transaxle
Battery Requirements ⁵	Size: (2) 12 AH Weight: 9 lbs. each, 20 lbs. per battery pack or Size: (2) 18 AH Weight: 14 lbs. each (optional), 29.5 lbs. per battery pack
Battery Charger	Off-board, 2 amp

HCPSC Code: K0800 (Group 1, Standard)





- ¹ Pride® FDA Class II Medical Devices are designed to aid individuals with mobility impairments.
- ² Varies with user weight, terrain type, battery amp-hour (AH), battery charge, battery condition and tire condition. These specifications can be subject to a variance of (+/- 10%).
- ³ Tested in accordance with ANSI/RESNA, WC Vol2, section 4 & ISO 7176-4 standards. Results derived from theoretical calculations based on battery specifications and drive system performance. Test conducted at maximum weight capacity.
- ⁴ Due to manufacturing tolerances and continual product improvement, this specification can be subject to a variance of (+ or - 3%).
- ⁵ Battery weight may vary based on manufacturer.



FDA Class II Medical Device¹

PRIDE®
MOBILITY
LIVE YOUR BEST®

(US) 800.800.8586 • (Canada) 888.570.1113

pridemobility.com |    

HCPSC codes provided should not be considered as legal advice and do not guarantee reimbursement. DME providers are responsible for determining appropriate billing codes when submitting for insurance reimbursement.

NOTE: All specifications subject to change without notice. The information contained herein is correct at the time of publication; we reserve the right to alter specifications without prior notice. Speed and range vary with user weight, terrain type, battery charge, battery condition and tire pressure. Due to manufacturing tolerances and continual product improvement, length, width, turning radius and ground clearance can be subject to variance of + or - 3%. Special order seats or non-standard dimensions will not be fold-flat and depth-adjustable.

100824

GO GO¹
ELITE TRAVELLER®

**THE
QUICKEST
WAY TO
TRAVEL**



FDA Class II Medical Device¹

LIVE YOUR BEST®

pridemobility.com |    

THE QUICKEST WAY TO TRAVEL



The compact design of the Go Go Elite Traveller® allows you to easily maneuver in tight spaces while providing stable outdoor performance. With a 300 lb. weight capacity, a charger port in the tiller, one-hand feather-touch disassembly and maximum speeds up to 4 mph, it's easy to go where you want to go!

Additional Features

- Delta tiller with charger port to conveniently charge your scooter
- Convenient dual voltage charger can charge battery pack on-board or off-board
- Feather-touch disassembly permits simple frame separation with only one hand and easily disassembles into five super lightweight pieces
- Front frame-mounted seat post offers maximum stability
- Microprocessor-based controller offers optimal power management and added safety features
- Pride's exclusive black, non-scuffing tires

Colors (both color panel sets included)



- | | |
|---------------------------------------|--|
| • Cane clip attachment | • Saddlebag |
| • Cane/crutch holder (single, double) | • Safety flag |
| • Cup holder | • Under seat storage (assembly required) |
| • Forearm crutch holder | • Walker holder |
| • 50" Lap belt | • Weather cover |
| • Oxygen tank holder | • Wishbone crutch holder |
| • Quad cane holder | • XLR USB charger |
| • Rear basket | • Extra 12AH battery box |
| • Rearview mirror | • Extra 18AH battery box |

Military Patches



* Only one rear accessory can be used at a time.



Two sets of easily changeable, red and blue colored panels.

Feather-touch disassembly for quick transport or storage.

Charger port located conveniently on the tiller.